




Avon Lake Play Space

Design & Schedule Updates

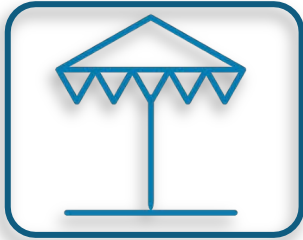


2020 Public Survey


What features would you most like to see at a new version of ALPS?



Slides (69%)




Sunshades (69%)



Toddler Zone
(65%)



Challenge
Course (61%)




Climbing
Nets (60%)




Zipline (58%)



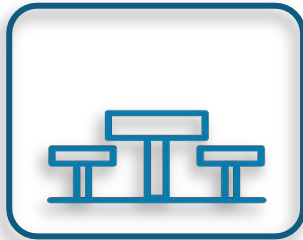
Playhouse
(54%)



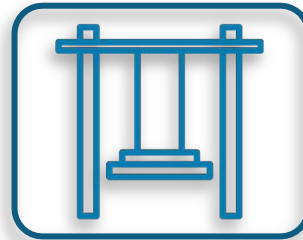
Tactile/Sensory
Play (46%)




Balance
Beam (43%)



Stepping
Pods (42%)



Saucer
Swing (40%)



Musical Play
Equipment
(39%)



Adult & Therapeutic
Fitness Equipment
(40%)

Toddler Play Area



2020 Public Survey/2023 Schematic Plan



Musical Play Equipment

- 8-10 elements



Climbers

- Multiple areas



Playhouse

- Complex & multiple

Current Play Elements



Musical Play Equipment

- 5-6 elements



Climbers

- Simpler



Playhouse

- Simpler & Nature Play



Music/Sensory/Multi-Generational Play Area



2020 Public Survey/2023 Schematic Plan



Shade Structures

- Multiple areas



Sensory Tables

- Seating for 4 to 6



Nature Play

- One area

Current Play Elements



Shade Structures

- 2 sail structures over music



Sensory Tables

- Integrated music/tactile sensory



Nature Play

- Integrated throughout ALPS

**trees used for shade in other areas*



Big Kid Play Area (5-12)



2020 Public Survey/2023 Schematic Plan



Play Structure
 • 3 top with large landings



ADA merry go round
 • Seating for 4 to 6



Spinner
 • Complex & tall

Current Play Elements



Play Structure
 • 1-2 tops with large slides



ADA merry go round
 • Seating for 1 to 2



Round Swing
 • Simpler & more play



Zipline (Creative Play/New Trends)



2020 Public Survey/2023 Schematic Plan



Zip Lines
 • 2-3 bays; 2-way



Balance Beams/Teeter
 • Complex



Climbers
 • Complex



Current Play Elements



Zip Lines
 • 2 with one Zero-G seat



Balance Beams/Nature Play
 • Integrated into all of ALPS



Climber
 • Simpler



Challenge Course



2020 Public Survey/2023 Schematic Plan



Challenge Course

- 5-6 integrated pieces



Challenge Course

- Climbing, jumping, hanging



Ninja Warrior

- Complex 12-15 stops

Current Play Elements



Challenge Course Pieces

- Net tunnel



Challenge Course Pieces

- Net climbing



Challenge Course Pieces

- Hanging separate



Outdoor Fitness – Phased



2020 Public Survey/2023 Schematic Plan



Structured Workout

- 5-6 integrated pieces



Structured Workout

- Pull ups, push ups



Structured Station


- Complex 12-15 stops

Current Play Elements



Workout Pieces

- Integrated with Nature Play



Informal Workout

- Integrated into other elements



Workout Station

- 4-6 stops



Swings



2020 Public Survey/2023 Schematic Plan



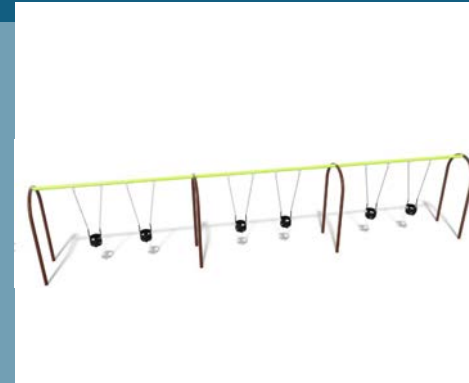
All Ages

- Toddler, big kid, adult



Variety of Seats

- Bucket, belt



Numerous Swings

- 12-15 integrated swings

Current Play Elements



All Ages

- Toddler, big kid



Variety of Seats

- Bucket, belt



Numerous Swings

- 4-6 integrated swings



Mound/Creative Play/Phase 1

2020 Public Survey/2023 Schematic Plan



Integrated Slides

- Tall mound with slides



Artificial Turf

- Full mound coverage



Sledding Hill

- Tall, fast sledding hill

Current Play Elements



Integrated Seating

- Facing lake to watch sun



Artificial Turf

- Partial mound coverage



Modest Mound


- 12-foot above grade w/ seats



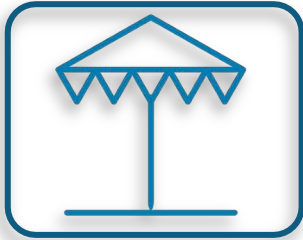


2020 Public Survey


What features would you most like to see at a new version of ALPS?



Slides (69%)




Sunshades (69%)



Toddler Zone (65%)




Challenge Course (61%)




Climbing Nets (60%)




Zipline (58%)




Playhouse (54%)




Tactile/Sensory Play (46%)



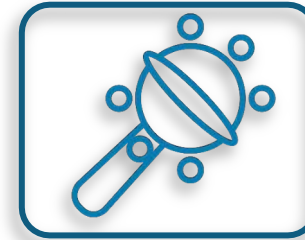
Balance Beam (43%)



Stepping Pods (42%)



Saucer Swing (40%)



Musical Play Equipment (39%)



Adult & Therapeutic Fitness Equipment (40%)





Questions



Design Process Updates